









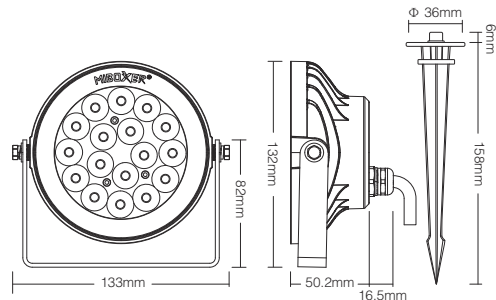


Features

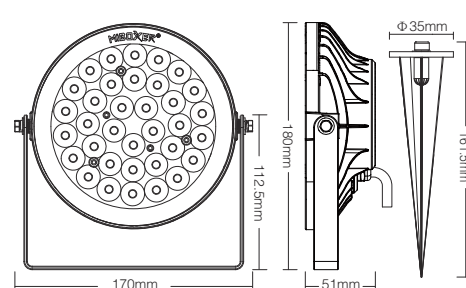
-  RGB+CCT
16 Millions of colors to choose
-  Color temperature
2700~6500K
-  Dimmable
Saturation control
-  2.4G RF wireless transmission technology
-  Signal transmitting & Modes synchronization
-  Remote control
Control distance 30m
-  Smart phone App control
(2.4GHz gateway is needed)
-  Support third party voice control
(2.4GHz gateway is needed)
-  Waterproof and dustproof grade IP66
-  Beam Angle 15°
Illumination distance Greater than 10m

Parameters

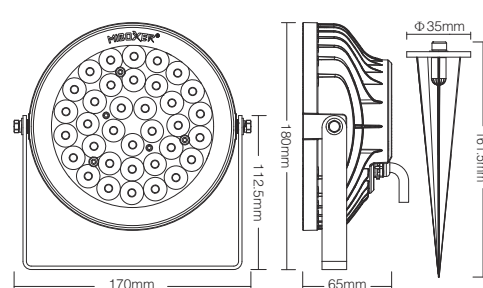
Model No.	FUTC01	FUTC02
Input Voltage	DC 24V	AC100~240V 50/60Hz
Power	9W	9W
Working Temp.	-20~60°C	-20~60°C
Color temp.	2700K~6500K	2700K~6500K
Luminous Flux	900LM	900LM
Light Efficiency	100LM/W	100LM/W
CRI	>80	>80
PF	—	>0.5
Lifespan	50000 hours	50000 hours
Beam Angle	15°	15°
Illumination distance	>10m	>10m
IP Rate	IP66	IP66
RF	2.4GHz	2.4GHz
Control Distance	30m	30m



Model No.	FUTC03
Input Voltage	AC100~240V 50/60Hz
Power	15W
Working Temp.	-20~60°C
Color temp.	2700K~6500K
Luminous Flux	1500LM
Light Efficiency	100LM/W
CRI	>80
PF	>0.5
Lifespan	50000 hours
Beam Angle	15°
Illumination distance	>10m
IP Rate	IP66
RF	2.4GHz
Control Distance	30m



Model No.	FUTC05
Input Voltage	AC100~240V 50/60Hz
Power	25W
Working Temp.	-20~60°C
Color temp.	2700K~6500K
Luminous Flux	2100LM
Light Efficiency	85LM/W
CRI	>80
PF	>0.5
Lifespan	50000 hours
Beam Angle	15°
Illumination distance	>15m
IP Rate	IP66
RF	2.4GHz
Control Distance	30m

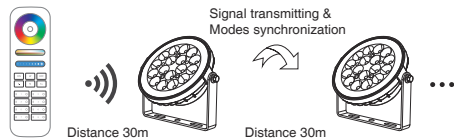


Signal transmitting

One lighting fixture can transmit the signals from the remote control to another lighting fixture within 30m, as long as there is a lighting fixture within 30m, the remote control distance can be limitless.

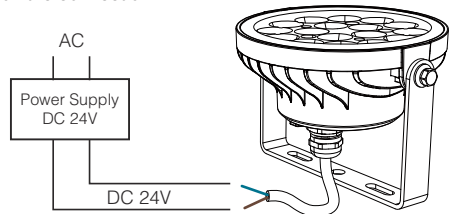
Modes synchronization

Different lighting fixture can work synchronously when they are started at different times, controlled by the same remote, under same dynamic mode and within 30m distance.



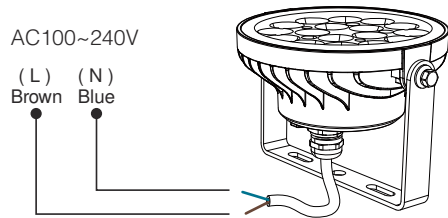
FUTC01 Connection diagram

Input Voltage DC 24V, don't need to distinguish polarity on the connection



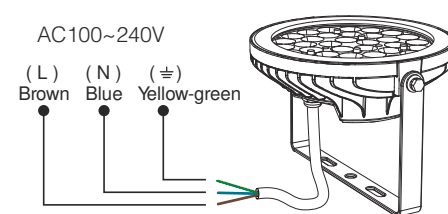
FUTC02

Connection diagram



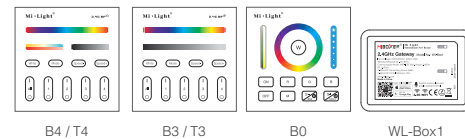
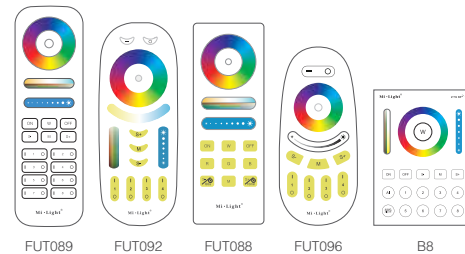
FUTC03 / FUTC05

Connection diagram



Link/Unlink

Compatible with these remote controls (Purchased separately)



NOTE:
Lighting can be working after linking with remote; for more details, pls read the remote instruction.

Dynamic Mode Sheet

Number	Dynamic Mode	Brightness / Saturation / Speed
1	Mardi Gras	Adjustable
2	Automatic color change	
3	Sam	
4	Gemstone	
5	Twilight	
6	American	
7	Fat Tuesday	
8	Party	
9	Slow Color Splash	

Attention

- When install the lighting fixtures, pls switch off the power to make sure the safety.
- Please check whether the input voltage supply is in accordance with the lighting fixtures, and please check the connection of both the cathode and anode.
- The working power is high voltage alternating current, so it must be far away from people and must with ground connection.

- Non-professional user cannot dismantle the lighting fixtures directly, otherwise, it may cause fire and electric shock.
- The working temperature is -20-60°C; do not use the device to direct sunlight, moist and other high temperature area.
- Please do not use lighting fixtures around the mental area and high magnetic field, otherwise, it will badly affect the control distance.
- Users must be correct, strict and solid to install the lighting fixtures; do not use the lighting fixtures on strenuous vibration area.
- The lighting fixtures will be heating on working, pls do not cover the lighting housing.