



LED's light Pro


LED Highbay 150W 2400390





CYCLONIC DESIGN

Upward and downward shapes are inspired by cyclone
Brighten people with a pervading sense of vitality, energy and youth.



LED HIGHBAY


CYCLONIC DESIGN

Snap-fit Lens

It displaces screws and facilitates installation. 60° 90° 110° PC lens are included.

Reliable Samsung Chip

Longer life span with the help of die-casting aluminum heat sink and higher heat resistance ability, $T_j = 125^{\circ}\text{C}$; $L70 > 54,000\text{hours}$




IP65 Waterproof Rubber

Good thermostability, anti-aging performance, and sealing effect.



Can be used in a wide range of areas.

- Cyclonic design
- Beam angle 60° 90° 110° optional
- IP65 rated
- Snap-fit Lens
- 54,000 hours life to L70
- Versatile mounting options
- 3 dimming modes (1-10V, PWM & R dimming)



Mounting Ring (Adjustable Mounting Bracket is Optional)

Standard mounting ring is widely applied
Adjustable mounting bracket is suitable for
surface mounting.

Durable Lifud Driver


From world-leading driver solution supplier;
Good thermostability, anti-aging performance.

Cyclonic Heat Sink

Upward and downward shapes are inspired by
cyclone Brighten people with a pervading sense
of vitality, energy and youth.

Applications






Ring Lens, Tool Free Mounting

Optional Installation

Mounting Ring



Adjustable Mounting Bracket (Included)



LED HIGHBAY

150W 2400390

CYCLONIC DESIGN

Specifications

Optical Data

specifications

Wattage	150W
LED Type	SAMSUNG
LED QTY	224pcs
Efficiency	130lm/W
Luminous Flux	19,500lm(CCT=4000K)±5%

CCT	4000K
Beam Angle	60deg, 90deg, 110deg
CRI	>80Ra
System Efficiency	>90%

Electrical Data

PowerSupply	LIFUD
Input Voltage	AC100-277V
Power Frequency	50/60Hz
Output Voltage	DC80-130V
Power Efficiency	>93%
Power Factor	0.93
Total Harmonic Distortion	<15%

Others

IP&IK Rating	IP65&IK08
Lifetime(L70 Standard)	54,000 hours
Heat Radiator	die-cast aluminum
Lens Material	PC
Carton Dimensions	L310*W310*H175mm
Gross Weight	2.98kg
Fixture Dimension	Ø260*H140mm
Net Weight	2.18kg

